

Custom window may be any size or shape within this area and entry may be from any direction. Non-entry sides must be .75" from edge of pad.

Standard 5.75" x 3.75"  
window size

Standard insert entry from right >

## Mouse Pad Specifications

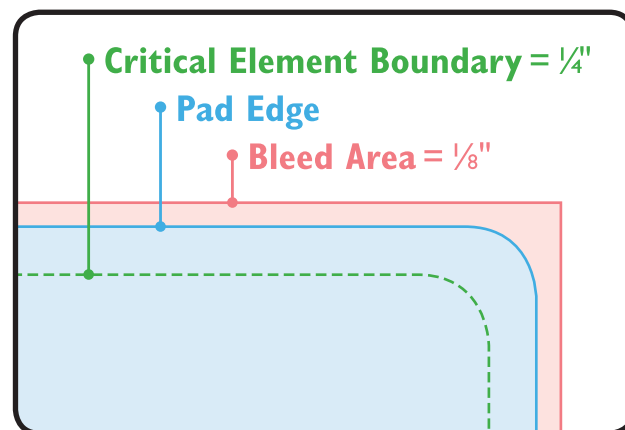
**Trim Size: 8" x 9.5"**

**Bleed Size: 8.25" x 9.75"**

**Image Size: 2475 x 2925 pixels  
(300 Pixels Per Inch @ 100% Size)**

**CMYK and/or Spot Color is accepted**

**For best results see Art Check List on next page.**



# ✓ART CHECK LIST

## A quick test to ensure success!

Digital art files that pass this pre-flight "test" usually flow through our system with ease. These guidelines are explained in greater detail at [www.digispec.com/art](http://www.digispec.com/art). Art requirements for all of our products conform to sm@rt code "4C" (300ppi or vector art as 4-Color Process) as well as sm@rt code "4S" (300ppi or vector art defined as COATED Pantone® spot colors).



### 1 Layout

- ✓ 1/8" Bleed when art extends past edge
- ✓ Critical elements at least 1/4" inside edge

### 2 Image Resolution

Image resolution MUST be 300ppi or higher. EVERY file used to create the final piece MUST be included and editable. This includes linked or placed files.

- ✓ Save images at 300ppi/dpi, sized to 100%
- ✓ Save images as .psd, .tif, .eps, or .ai files
- ✓ Include editable versions of **all** files

### 3 Fonts

- ✓ Reverse Type min 18pt serif, 12pt sans
- ✓ Convert all fonts to outlines/curves
- ✓ Include all Screen & Printer fonts

### 4 Software ✓MAC ✓PC

- ✓ InDesign® ✓Hi-Res PDF
- ✓ Photoshop® ✓Illustrator® ✓CorelDraw®

**Word, Publisher, PowerPoint, and Excel are not acceptable art file formats.**

### 5 Art Submission ✓MAC ✓PC

- ✓ FTP: [www.digispec.com/upload](http://www.digispec.com/upload) (3-80Mb)
- ✓ Email your Sales Counselor (<3Mb)
- ✓ CD ✓DVD

### 6 Color Target / Sample

Include a complete, full size print of the composite art when possible. Print 4-Color Process targets using calibrated output devices. Submit items for color matching when your order is submitted. We can't match your color target if we can't see it!

- ✓ Calibrated Color Target ✓Black & White
- ✓ **COATED** PMS Color Callout

### 7 Colors – Process & PMS

Colors should be defined as either spot or CMYK. All spot colors will be matched to Pantone® **COATED** colors. Converting spot or RGB colors to CMYK will change the the color, sometimes dramatically.

- ✓ CMYK 4-Color Process
- ✓ **COATED** Pantone® PMS

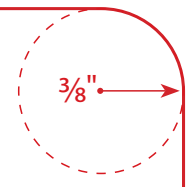
### 8 Design Tips

- ✓ Avoid small type and other thin elements for fabric mouse pads
- ✓ Avoid borders, text, and art elements that run close to and parallel to the pad's edge
- ✓ Include image, font, and layout files
- ✓ Convert fonts to curves/outlines
- ✓ For a list of standard fonts available for typesetting, visit [www.digispec.com/fonts](http://www.digispec.com/fonts)
- ✓ Supply a printed copy of the final layout and color samples or color targets

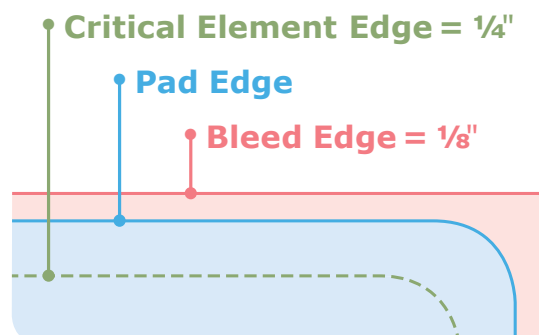
### 9 Corner Radius

- ✓ Standard corner radius is 3/8"
- ✓ Any other corner radius requires a custom die
- ✓ Square corners are NOT recommended

Please be aware of the corner radius when creating mouse pad art.



### 10 Typical Mouse Pad Layout



**Want to match the color of a specific item or print? Send it to us with your order!**